

ENVIRONMENTAL PRODUCT DECLARATION

in accordance with ISO 14025, ISO 21930 and EN 15804

Owner of the declaration:	Lindab Profil AB
Program operator:	The Norwegian EPD Foundation
Publisher:	The Norwegian EPD Foundation
Declaration number:	NEPD-2770-1479-EN
Registration number:	NEPD-2770-1479-EN
ECO Platform reference number:	-
Issue date:	12.04.2021
Valid to:	12.04.2026

Precoated studs, runners, battens

Lindab Profil AB



www.epd-norge.no



General information

Product:

Precoated studs, runners, battens

Program operator:

The Norwegian EPD Foundation
Pb. 5250 Majorstuen, 0303 Oslo
Phone: +47 23 08 80 00
e-mail: post@epd-norge.no

Declaration number:

NEPD-2770-1479-EN

ECO Platform reference number:**This declaration is based on Product Category Rules:**

CEN Standard EN 15804:2012+A1:2013 serves as core PCR
NPCR 013:2019 Part B for Steel and aluminium construction products

Statement of liability:

The owner of the declaration shall be liable for the underlying information and evidence. EPD Norway shall not be liable with respect to manufacturer information, life cycle assessment data and evidences.

Declared unit:

1 kg Precoated studs, runners, battens

Declared unit with option:

A1,A2,A3,A4,A5,C1,C2,C3,C4,D

Functional unit:**General information on verification of EPD from EPD tools:**

Independent verification of data, other environmental information and the declaration according to ISO 14025:2010, § 8.1.3 and § 8.1.4. Individual third party verification of each EPD is not required when the EPD tool is i) integrated into the company's environmental management system, ii) the procedures for use of the EPD tool are approved by EPDNorway, and iii) the process is reviewed annually. See Appendix G of EPD-Norway's General Programme Instructions for further information on EPD tools.

Verification of EPD tool:

Independent third party verification of the EPD tool, background data and test-EPD in accordance with EPDNorway's procedures and guidelines for verification and approval of EPD tools.

Fredrik Moltu Johnsen, Norsus AS

(no signature required)

Owner of the declaration:

Lindab Profil AB
Contact person: Lina Hedvall
Phone: +46 (431) 85132
e-mail: lina.hedvall@lindab.com

Manufacturer:

Lindab Profil AB
Vistorpsvägen 56 , 269 71 Förslöv
Sweden

Place of production:

Lindab Profil AB
Vistorpsvägen 56 , 269 71 Förslöv
Sweden

Management system:

SE006902-1 ISO 9001:2015 SE006898-1 ISO 14001:2015

Organisation no:

556247-2273

Issue date:

12.04.2021

Valid to:

12.04.2026

Year of study:

2019

Comparability:

EPD of construction products may not be comparable if they not comply with EN 15804 and seen in a building context.

Development and verification of EPD:

The declaration has been developed and verified using EPD tool lca.tools ver EPD2020.11, developed by LCA.no AS. The EPD tool is integrated into the company's environmental management system, and has been approved by EPD-Norway

Developer of EPD:

Lina Hedvall

Reviewer of company-specific input data and EPD:

Carina Petersson

Approved:

Sign



Håkon Hauan, CEO EPD-Norge

Product

Product description:

Lindab's beams, battens, studs and runners are manufactured from hot dip galvanized steel with a coated surface treatment in order to obtain requested corrosion protection properties. The products connected to these systems are primarily used as a base or framework in the construction of interior walls, exterior walls and ceilings. This EPD covers the polyestercoated products.

Product specification

The steel grade used for this product is S350GD Z275, S250GD Z275 and FA Z100 with a coated surface of PE25. The nominal thickness varies from 0,52 to 3,0mm depending on product and area of use.

Materials	kg	%
Steel	1,00	100,00
Total:	1,00	

Packaging	kg	
Packaging	0,03	
Total including packaging	1,03	

Technical data:

Declaration of Performance C-profiles:
<https://itsolution.lindab.com/lindabwebproductsdoc/pdf/documentation/build>
 Declaration of Performance exterior and interior studs and runners:
<https://itsolution.lindab.com/lindabwebproductsdoc/pdf/documentation/build>
 Declaration of Performance U-profiles:
<https://itsolution.lindab.com/lindabwebproductsdoc/pdf/documentation/build>
 Declaration of Performance Z-profiles:
<https://itsolution.lindab.com/lindabwebproductsdoc/pdf/documentation/build>

Market:

The beams, battens, studs and runners are mainly sold in Scandinavia.

Reference service life, product

60 years

Reference service life, building

60 years

LCA: Calculation rules

Declared unit:

1 kg Precoated studs, runners, battens

Cut-off criteria:

All major raw materials and all the essential energy is included. The production processes for raw materials and energy flows with very small amounts (less than 1%) are not included. These cut-off criteria do not apply for hazardous materials and substances.

Data quality:

Specific data for the product composition are provided by the manufacturer. They represent the production of the declared product and were collected for EPD development in the year of study. Background data is based on registered EPDs according to EN 15804, Ostfold Research databases, ecoinvent and other LCA databases. The data quality of the raw materials in A1 is presented in the table below.

For A1-A4 the data is actual data or suggestions from the c-CPR. For the other modules conservative assumptions have been made. For Assembly(A5) and Deconstruction (C1) Bucht & Korhonen's report regarding Energy Consumption during Construction phase has been used.

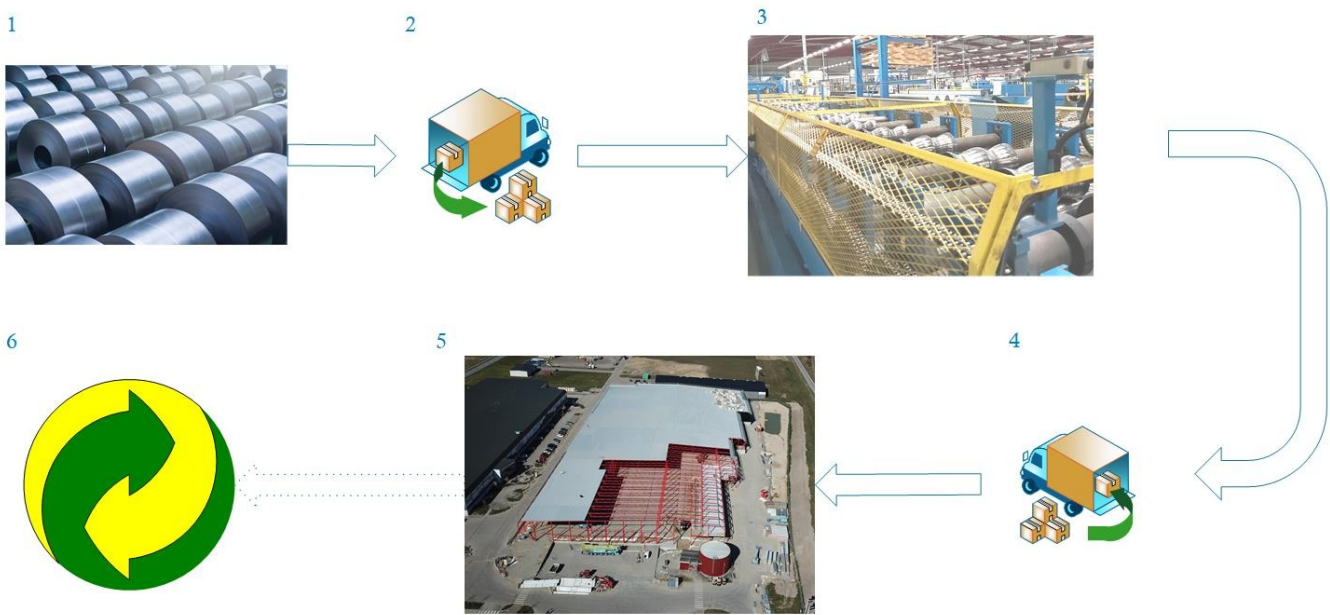
Materials	Source	Data quality	Year
Packaging	ecoinvent 3.5	Database	2018
Steel	EPD-TS-2019-004	EPD	2019
Steel	S-P-01921	EPD	2020

Allocation:

The allocation is made in accordance with the provisions of EN 15804. Incoming energy and water and waste production in-house is allocated equally among all products through mass allocation. Effects of primary production of recycled materials is allocated to the main product in which the material was used. The recycling process and transportation of the material is allocated to this analysis.

System boundary:

Module A1-A5, C1-C4 and D is included in the analysis. That means everything except the usage stage. That is excluded since the product has very limited effect on the environment during this phase of its lifetime.



The steel coils (1) are produced at the steel manufacturer and transported to Lindab in Grevie by truck or ship (2). Thereafter the coils are slitted into the right dimensions and then transported to Lindab Profil in Förslöv. The ConstrüLine products are produced in roll forming machines or press-brakes (3). Transport to customers are done by truck (4) to the building site where the customer assembles the product (5). The usage phase is excluded in this EPD, thus the next step is demolition and recycling (6).

Additional technical information:

LCA: Scenarios and additional technical information

The following information describe the scenarios in the different modules of the EPD.

Transport from production place to user (A4)

Type	Capacity utilisation (incl. return) %	Type of vehicle	Distance km	Fuel/Energy consumption	Unit	Value (l/t)
Truck	38,8 %	Truck, lorry 16-32 tonnes, EURO 5	300	0,044606	l/tkm	13,38
Railway					l/tkm	
Boat					l/tkm	
Other Transportation					l/tkm	

Assembly (A5)

	Unit	Value
Auxiliary	kg	
Water consumption	m ³	
Electricity consumption	kWh	0,0147
Other energy carriers	MJ	
Material loss	kg	
Output materials from waste treatment	kg	0,0300
Dust in the air	kg	
VOC emissions	kg	

End of Life (C1, C3, C4)

	Unit	Value
Hazardous waste disposed	kg	
Collected as mixed construction waste	kg	
Reuse	kg	
Recycling	kg	0,9900
Energy recovery	kg	
To landfill	kg	0,0100

Transport to waste processing (C2)

Type	Capacity utilisation (incl. return) %	Type of vehicle	Distance km	Fuel/Energy consumption	Unit	Value (l/t)
Truck	38,8 %	Truck, lorry 16-32 tonnes, EURO 5	100	0,044606	l/tkm	4,46
Railway					l/tkm	
Boat					l/tkm	
Other Transportation					l/tkm	

..

Benefits and loads beyond the system boundaries (D)

	Unit	Value
Substitution of primary reinforcing steel, with net scrap steel (kg)	kg	0,93

LCA: Results

The LCA results are presented below for the declared unit defined on page 2 of the EPD document.

System boundaries (X=included, MND=module not declared, MNR=module not relevant)

Product stage			Construction installation stage		User stage							End of life stage				Beyond the system boundaries
Raw materials	Transport	Manufacturing	Transport	Assembly	Use	Maintenance	Repair	Replacement	Refurbishment	Operational energy use	Operational water use	De-construction demolition	Transport	Waste processing	Disposal	Reuse-Recovery-Recycling-potential
A1	A2	A3	A4	A5	B1	B2	B3	B4	B5	B6	B7	C1	C2	C3	C4	D
X	X	X	X	X	MNR	MNR	MNR	MNR	MNR	MNR	MNR	X	X	X	X	X

Environmental impact

Parameter	Unit	A1-A3	A4	A5	C1	C2	C3	C4	D
GWP	kg CO ₂ -eq	2,83E+00	4,88E-02	1,61E-03	6,27E-04	1,63E-02	1,98E-04	5,18E-05	-1,56E+00
ODP	kg CFC11 -eq	3,04E-08	9,00E-09	8,01E-10	6,89E-10	3,00E-09	2,20E-11	1,80E-11	-6,43E-08
POCP	kg C ₂ H ₄ -eq	7,43E-04	7,95E-06	3,65E-07	1,65E-07	2,65E-06	5,43E-08	1,58E-08	-1,09E-03
AP	kg SO ₂ -eq	6,28E-03	1,56E-04	8,53E-06	3,40E-06	5,19E-05	1,23E-06	3,78E-07	-6,96E-03
EP	kg PO ₄ ³⁻ -eq	7,26E-04	2,58E-05	2,14E-06	8,21E-07	8,61E-06	1,90E-07	6,67E-08	-2,32E-03
ADPM	kg Sb -eq	1,66E-04	1,49E-07	9,87E-09	8,15E-09	4,96E-08	1,40E-11	2,00E-12	-3,01E-05
ADPE	MJ	3,10E+01	7,35E-01	1,67E-02	5,01E-03	2,45E-01	1,84E-03	1,46E-03	-1,47E+01

GWP Global warming potential; ODP Depletion potential of the stratospheric ozone layer; POCP Formation potential of tropospheric photochemical oxidants; AP Acidification potential of land and water; EP Eutrophication potential; ADPM Abiotic depletion potential for non fossil resources; ADPE Abiotic depletion potential for fossil resources

"Reading example: 9,0 E-03 = 9,0*10⁻³ = 0,009"

*INA Indicator Not Assessed

Resource use

Parameter	Unit	A1-A3	A4	A5	C1	C2	C3	C4	D
RPEE	MJ	2,80E+00	1,07E-02	3,10E-01	4,05E-02	3,57E-03	1,53E-02	1,19E-05	-1,32E+00
RPEM	MJ	4,32E-01	0,00E+00	0,00E+00	0,00E+00	0,00E+00	0,00E+00	0,00E+00	0,00E+00
TPE	MJ	3,24E+00	1,07E-02	3,10E-01	4,05E-02	3,57E-03	1,53E-02	1,19E-05	-1,32E+00
NRPE	MJ	3,43E+01	7,53E-01	1,04E-01	9,17E-02	2,51E-01	2,48E-03	1,48E-03	-1,39E+01
NRPM	MJ	3,83E-01	0,00E+00	0,00E+00	0,00E+00	0,00E+00	0,00E+00	0,00E+00	0,00E+00
TRPE	MJ	3,48E+01	7,53E-01	1,04E-01	9,17E-02	2,51E-01	2,48E-03	1,48E-03	-1,39E+01
SM	kg	6,04E-02	0,00E+00	0,00E+00	0,00E+00	0,00E+00	0,00E+00	0,00E+00	0,00E+00
RSF	MJ	4,56E-04	0,00E+00	3,92E-05	3,92E-05	0,00E+00	0,00E+00	0,00E+00	0,00E+00
NRSF	MJ	1,95E-03	0,00E+00	0,00E+00	0,00E+00	0,00E+00	0,00E+00	0,00E+00	0,00E+00
W	m ³	2,41E-03	1,41E-04	3,02E-05	2,30E-05	4,70E-05	1,02E-06	1,60E-06	-9,52E-03

RPEE Renewable primary energy resources used as energy carrier; RPEM Renewable primary energy resources used as raw materials; TPE Total use of renewable primary energy resources; NRPE Non renewable primary energy resources used as energy carrier; NRPM Non renewable primary energy resources used as materials; TRPE Total use of non renewable primary energy resources; SM Use of secondary materials; RSF Use of renewable secondary fuels; NRSF Use of non renewable secondary fuels; W Use of net fresh water

"Reading example: 9,0 E-03 = 9,0*10⁻³ = 0,009"

*INA Indicator Not Assessed

End of life - Waste

Parameter	Unit	A1-A3	A4	A5	C1	C2	C3	C4	D
HW	kg	3,63E-02	4,40E-07	4,86E-08	3,35E-08	1,47E-07	6,12E-09	2,20E-09	-1,35E-04
NHW	kg	1,50E-01	3,96E-02	1,57E-03	6,51E-04	1,32E-02	1,88E-04	1,00E-02	-2,67E+00
RW	kg	INA*	INA*	INA*	INA*	INA*	INA*	INA*	INA*

HW Hazardous waste disposed; NHW Non hazardous waste disposed; RW Radioactive waste disposed

"Reading example: 9,0 E-03 = 9,0*10⁻³ = 0,009"

*INA Indicator Not Assessed

End of life - Output flow

Parameter	Unit	A1-A3	A4	A5	C1	C2	C3	C4	D
CR	kg	0,00E+00	0,00E+00	0,00E+00	0,00E+00	0,00E+00	0,00E+00	0,00E+00	0,00E+00
MR	kg	7,48E-02	0,00E+00	1,08E-02	0,00E+00	0,00E+00	9,90E-01	0,00E+00	0,00E+00
MER	kg	8,08E-04	0,00E+00	0,00E+00	0,00E+00	0,00E+00	0,00E+00	0,00E+00	0,00E+00
EEE	MJ	INA*	INA*	INA*	INA*	INA*	INA*	INA*	INA*
ETE	MJ	INA*	INA*	INA*	INA*	INA*	INA*	INA*	INA*

CR Components for reuse; MR Materials for recycling; MER Materials for energy recovery; EEE Exported electric energy; ETE Exported thermal energy

"Reading example: 9,0 E-03 = 9,0*10⁻³ = 0,009"

*INA Indicator Not Assessed

Additional Norwegian requirements

Greenhouse gas emissions from the use of electricity in the manufacturing phase

National production mix from import, low voltage (production of transmission lines, in addition to direct emissions and losses in grid) of applied electricity for the manufacturing process (A3).

Electricity mix	Data source	Amount	Unit
El-mix, Sweden (kWh)	ecoinvent 3.4 Alloc Rec	42,67	g CO2-ekv/kWh
Energy, district heating, Norwegian average (kWh)	Østfoldforskning	19,71	g CO2-ekv/kWh

Dangerous substances

The product contains no substances given by the REACH Candidate list or the Norwegian priority list.

Indoor environment

Bibliography

ISO 14025:2010 Environmental labels and declarations - Type III environmental declarations - Principles and procedures.

ISO 14044:2006 Environmental management - Life cycle assessment - Requirements and guidelines.

EN 15804:2012+A1:2013 Environmental product declaration - Core rules for the product category of construction products.

ISO 21930:2017 Sustainability in buildings and civil engineering works - Core rules for environmental product declarations of construction products.





ecoinvent v3, Allocation, cut-off by classification, Swiss Centre of Life Cycle Inventories.

Iversen et al., (2018) eEPD v3.0 - Background information for EPD generator system. LCA.no report number 04.18.

Vold et al., (2019) EPD generator for Norsk Stålforbund - Background information and LCA data, LCA.no report number 09.19.

NPCR Part A: Construction products and services. Ver. 1.0. April 2017, EPD-Norge.

NPCR 013 Part B for steel and aluminium construction products. Ver. 3.0 April 2019, EPD-Norge.

 epd-norge.no The Norwegian EPD Foundation	Program operator and publisher The Norwegian EPD Foundation Post Box 5250 Majorstuen, 0303 Oslo, Norway	Phone: +47 23 08 80 00 e-mail: post@epd-norge.no web: www.epd-norge.no
	Owner of the declaration Lindab Profil AB Vistorpsvägen 56, 269 71 Förslöv	Phone: +46 (431) 85132 e-mail: lina.hedvall@lindab.com web: www.lindab.se
	Author of the Life Cycle Assessment LCA.no AS Dokka 1C, 1671 Kråkerøy	Phone: +47 916 50 916 e-mail: post@lca.no web: www.lca.no
	Developer of EPD generator LCA.no AS Dokka 1C, 1671 Kråkerøy	Phone: +47 916 50 916 e-mail: post@lca.no web: www.lca.no