

# Environmental Product Declaration



In accordance with ISO 14025, EN 15804+A1 and EN 16810 for:

## Premium and Plus ranges homogeneous vinyl flooring - TARKETT

Programme:	The International EPD® System <a href="http://www.environdec.com">www.environdec.com</a>
Programme operator:	EPD International AB
EPD registration number:	S-P-01504
ECO EPD Ref. number:	00001045
Publication date:	2019-11-22
Revision date:	2021-09-17
Validity date:	2024-11-22
Geographical scope:	Europe



## General information

### Information about the organization

Owner of the EPD: Tarkett France. Axel ROY, +33 (0)141 204 074, [axel.roy@tarkett.com](mailto:axel.roy@tarkett.com), Tarkett La Défense, 1 Terrasse Bellini 92400 Paris

Description of the organisation: ISO 9001, ISO 14001, ISO 50001, WCM manufacturing site

Name and location of production site: Ronneby, Sweden

### About the company

With an international coverage and a wide range of products, Tarkett has over 130 years of experience in providing integrated solutions for floorings to professionals and end users.

Many of the most important architectural firms in the world and building professionals have chosen Tarkett for the value of its products and for its consultation and service abilities. Therefore, Tarkett floorings and sport surfaces are present in several prestigious architectural reference points. Tarkett offers integrated solutions for floorings, able to meet the particular needs of customers. Our wide range of designs, colors and models provides an infinite series of possibilities, contributing to create a positive environment and a better quality of life for people.

Tarkett operates with the utmost respect for the environment towards the realization of eco-friendly products.

Tarkett's commitment to the environment is woven throughout its business. Cradle-to-Cradle principles are, in fact, the basis of the design and production of every solution. Particularly, the lifecycle analysis is used to continuously improve the production process, and so the products until their use stage, disposal and recycling. The commitment to the environment is also proven by the accession to the Circular Economy 100 program, where Tarkett group, with a network of companies, is working to develop a circular economy model based on the reuse of materials and preservation of natural resources. The development of products that can be reused within internal production cycles, or external ones in case of other individuals, has been an integral part of the business strategy aimed at sustainability for many years. The WCM (World Class Manufacturing) management system has been developed in 2009, and it includes the environmental pillar aimed to the elimination of losses and to the growth of process efficiency.

## Product information

Products name: Contract Plus, Standard Plus 1.5, Standard Plus 2.0, Vylon Plus, Eclipse Premium, Primo Premium, Primo SD.

Product identification: Homogeneous poly (vinyl chloride) floor covering (ISO 10581)

Product description: Premium and Plus products are homogeneous vinyl floorings. They are tough and ultra-durable solutions for heavy and very heavy traffic areas, especially recommended for applications in education, and retail for their cost-effective and ease of cleaning. Composed of a single compact layer of vinyl, homogeneous vinyl floors are glued to the sub-floor and welded for optimal durability and hygiene. The service lifetime recommended by Tarkett is 20 years

The following figure shows an example of Premium and Plus flooring:



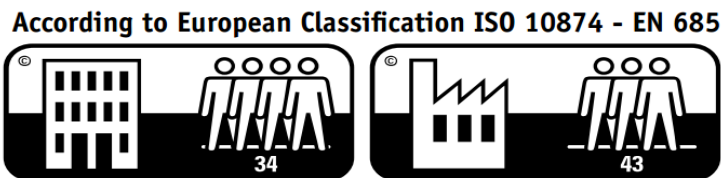
Premium and Plus flooring

UN CPC code: APE/NAF - 2223Z

Geographical scope: Europe

### Range of application

The product is classified in accordance with EN ISO 10874, EN 685 and in reference to the FCSS (Floor Covering Standard Symbols) to be installed in various areas of application, such as: healthcare, education, commercial, education. The area of use according to the ISO 10874 is very heavy (34) for commercial classification and heavy (43) for industrial classification, except for Standard Plus 1.5 as it is general (32) and moderate (41).



## LCA information

### **Functional unit / declared unit:**

1m<sup>2</sup> of floor covering with a reference service life (RSL) of 1 year for specified characteristics application and use areas according to ISO 10581 and EN ISO 10874.

### **Reference service life:**

1 year

### **Time representativeness:**

2018

### **Database(s) and LCA software used:**

SimaPro 8.5  
Database v.84

**Description of system boundaries:**

Cradle to grave

**System boundaries**

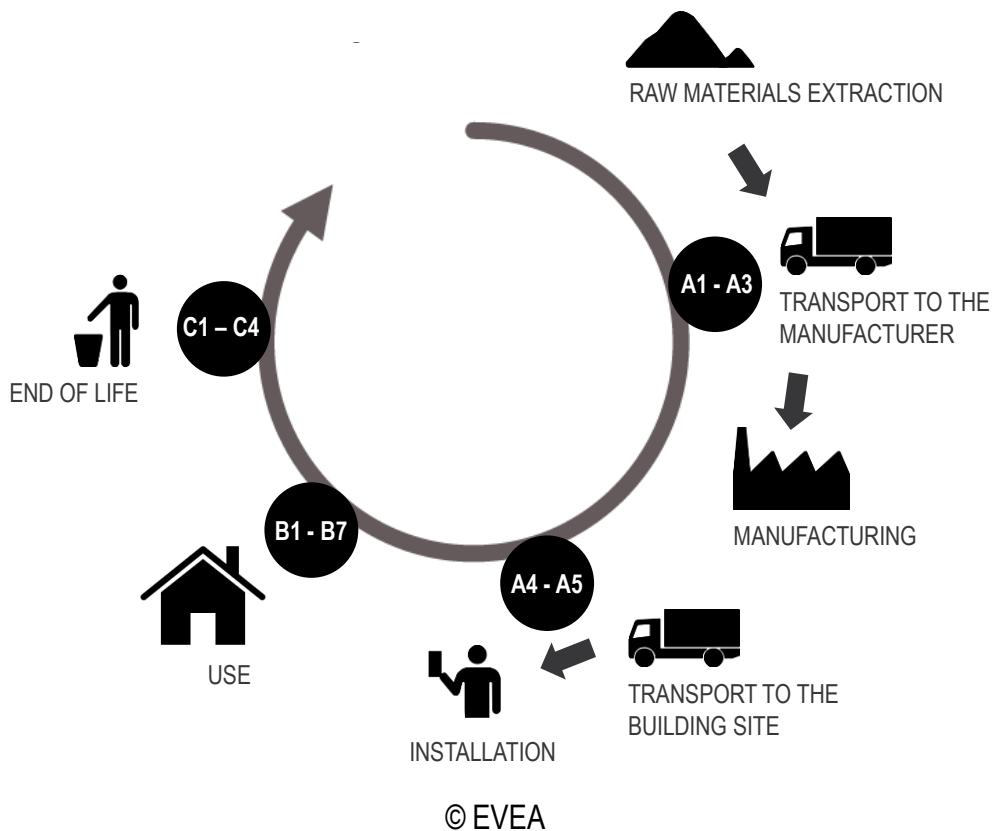
The system boundary is based on the EN 15804 description.

**Production stage : A1 – A3:** includes the provision of all raw materials, transport to the production site and energy consumption during the manufacturing of the product, packaging of final product, the different air emissions, as well as processing of waste generated by the factory.

**Construction stage: A4 – A5:** includes the transport from the factory to the final customer, the installation of the product, as well as all consumables and energy required and processing of waste generated during the installation.

**Use stage B1 – B7:** includes provision and transport of all materials, products and services related to the use phase of the product, as well as their related energy and water consumption, and the processing of any resulting waste.

**End of life stage C1 – C4:** includes provision and transport of all materials, products and services related to the end of life phase of the product, including energy and water consumption, as well as the end of life processing of the product.



## Included/excluded life stages

	Production Stage			Construction Process Stage		Use Stage							End-of-Life Stage			
	Raw material supply (extraction, processing, recycled material)	Transport to manufacturer	Manufacturing	Transport to building site	Installation into building	Use / application	Maintenance	Repair	Replacement	Refurbishment	Operational energy use	Operational water use	Deconstruction / demolition	Transport to EoL	Waste processing for reuse, recovery or recycling	Disposal
Modules	A1	A2	A3	A4	A5	B1	B2	B3	B4	B5	B6	B7	C1	C2	C3	C4
Accounted for:	X	X	X	X	X	MND	X	MND	MND	MND	MND	MND	X	X	X	X

X Module included in the study  
MND : Module not declared

**Use stage:** Floor coverings do not contribute to modules B1 and B3 to B7 according to the standard EN 16810.

## Cut-off criteria

The cut-off criteria shall be 1% of renewable and non-renewable primary energy usage and 1% of the total mass of that unit process. The total neglected input flows per module shall be a maximum of 5% of energy usage and mass.  
For this study, all input and output flows have been considered at 100%, including raw materials as per the product composition provided by the manufacturer and packaging of raw materials as well as the final product.

## LCA data

As a general rule, specific data derived from specific production processes or average data derived from specific production processes have been used as the first choice as a basis for calculating an EPD. To model the life cycle of the product in question, the software SimaPro 8.5, developed by PRé, has been used in conjunction with the LCA database ecoinvent v3.4.

## Data quality

The objective of this evaluation is to evaluate the environmental impacts generated by the product floor covering Premium and Plus ranges throughout their entire life cycle. To this end, ISO 14040, ISO 14044 and EN 15804 have been met regarding the quality of data on different following criteria:

### The time factor, the life cycle inventory data used come from:

- Data collected specifically for this study on Tarkett sites. Data sets are based on 1 year averaged data.

- In the absence of collected data, generic data from the ecoinvent V3.4 cut-off by classification database. This is regularly updated and is representative of current processes

#### Technological Coverage

- Tarkett technologies used for the manufacture methods of the product.
- European technology in the case of use of generic data.

#### Geographical Coverage

- Data come from production sites of Tarkett
- The generic data come from the ecoinvent database, representative of the European processes.

#### Allocation

The overall values for the factory's material and energy consumptions during a period of one year have been divided by the annual production of each product to supply a value per square meter of flooring produced. All factory data are measured in square meters, and it is assumed that the process consumptions are governed by area of flooring processed rather than mass.

#### Comparability

Basically, a comparison or an evaluation of EPD data is only possible if all the data sets to be compared were created according to /EN 15804/ and the building context, respectively the product-specific characteristics of performance, are taken into account.

## Content declaration

### Product

According to PCR 2012-01 v2.3, several similar products can be included in the same EPD if "differences between the mandatory impact indicators lower than  $\pm 10\%$  (concerning A1-A3) could be presented using the impacts of a representative product". The six products will be split in two groups, as shown in the following table.

Group 1	Group 2
Contract Plus	Standard Plus 2.0
Standard Plus 1.5	
Vylon Plus	
Eclipse Premium	
Primo SD	
Primo Premium	

Table 1 - repartition of the two representative groups

Following data are for the weighted average product (based on the annual produced surface) of each group.

Characteristics	Group 1	Group 2	Unit	Standard
Product Thickness	1.96	2	mm	-
Product Weight	3.09	3.3	kg/m <sup>2</sup>	-
Slip Resistance	≥ 0.3	≥ 0.3	-	EN 13893
	R9	R9	-	DIN 51130
	Low risk of slip	Low risk of slip	-	BS 7976-2
Dimension stability	≤ 0.40 %	≤ 0.40 %	-	ISO 23999 EN 434
Light fastness	≥ 6	≥ 6	-	EN ISO 105-B02

Table 2 – characteristics of the products



Materials / chemical substances	Group 1	Group 2	Substance concerned with REACH
Mineral Fillers	1.44E+00	1.70E+00	/
PVC	1.12E+00	1.06E+00	/
DINCH	3.50E-01	3.30E-01	/
Epoxidised soya bean oil	9.00E-02	1.00E-01	/
Titanium dioxide	3.00E-02	4.00E-02	/
Stabilizer CaZn	3.00E-02	4.00E-02	/
PUR	2.40E-02	3.00E-02	/

Table 3 - composition of the products

NB: The recycled content is 25.5% in average for these products.

## Product manufacturing

### Production process

The production of the homogeneous resilient flooring is divided into the following stages:

- Extrusion: Raw materials is blended and extruded to obtain a malleable material.
- Calendering: Rolls are then calendered to get the desired shape.
- Pressing: Rolls are cut at the desired characteristics.
- Packaging: The final product is placed into cardboard cases with discs and plastic hangers positioned at the ends. The cardboard cases are then wrapped in plastic film.

### Production waste

Waste type	Amount	Unit
Non-hazardous waste to external incineration	3.51E-02	kg/m <sup>2</sup>
Post-manufacturing internal recycling	8.02E-01	kg/m <sup>2</sup>
Non hazardous waste to external recycling	2.62E-02	kg/m <sup>2</sup>
Non hazardous waste-water to external treatment	7.60E-04	kg/m <sup>2</sup>

Table 4 - production waste in the Ronneby production site

NB: Post manufacturing recycling concerns the recycling of the losses inside the plant production. Therefore, there is no end-of-life impact on losses (excepted the recycling preparation).



## Health, safety and environmental aspects during production

Premium and Plus ranges production site complies with the ISO 14001 Environmental Management System and the ISO 9001 Quality Management System.

### Packaging

Type	Unit	Quantity
Product Packaging Cardboard	kg/m <sup>2</sup> of product	6.34E-03
Product Packaging PEHD	kg/m <sup>2</sup> of product	8.04E-02
Product Packaging PELD	kg/m <sup>2</sup> of product	1.55E-02

*Table 5 - packaging of the Premium and Plus products*

## Delivery and installation

### Delivery

The average distribution distance between the factory and the installation site is 766 km. It has been calculated considering the average distance between European countries where Tarkett is selling the Premium and Plus products and the factory plant in Ronneby (Sweden). The distribution is made by truck.

### Installation

The product is glued on the subfloor, then the different parts of the flooring are welded together.

Description	Amount	Unit
Electricity consumption	3.35E-02	kWh/m <sup>2</sup>
Acrylic adhesive consumption	2.50E-01	kg/m <sup>2</sup>

*Table 6 - electricity and glue consumption during the installation*

### Waste

During the installation approximately 10% of the flooring is lost as off-cuts. All flooring losses are sent to recycling.

### Packaging

50 % of the packaging materials goes to incineration and 50 % goes to landfill.

## Use Stage

### Reference Service Life (RSL)

For this product, the stated RSL is 1 year. It should be noted, however, that the service life of a Homogeneous polyvinylchloride floor covering may vary depending on the amount and nature of floor traffic and the type and frequency of maintenance. The manufacturer has provided this service life on the basis of his experience of flooring manufacture and supply. This RSL is applicable as long as the product use complies with that defined by ISO 14041 and ISO10874 in accordance with the product's classification. The service lifetime recommended by Tarkett is 20 years.

### Cleaning and maintenance

The cleaning of the installed floor involves a mechanical cleaning with detergent and the use of a vacuum cleaner. The maintenance consumptions are given below :

Description	Amount	Unit
Electricity consumption	2.93E-01	kWh/year/m <sup>2</sup>
Water consumption	5.34E+00	L/year/m <sup>2</sup>
Detergent consumption	1.94E-01	L/year/m <sup>2</sup>

*Table 7 - maintenance consumptions*

### Prevention of structural damage

To avoid excessive wear, usage should be restricted to the stated areas of application as outlined by the norm ISO 10874.

## End of Life

For the purpose of this LCA, it has been assumed that 100% of the product is sent to landfill at the end of its useful life. The transport between construction site and landfill facility is by truck, with an estimated distance of 30 km (according to the FDP01-015).



## Data Validation

To valid data, a validity framework has been done. An average product has been determined. This product is formed by every elements of LCI. Based on results on all environmental indicators (see below), it was showed that the products should be sorted in two groups.

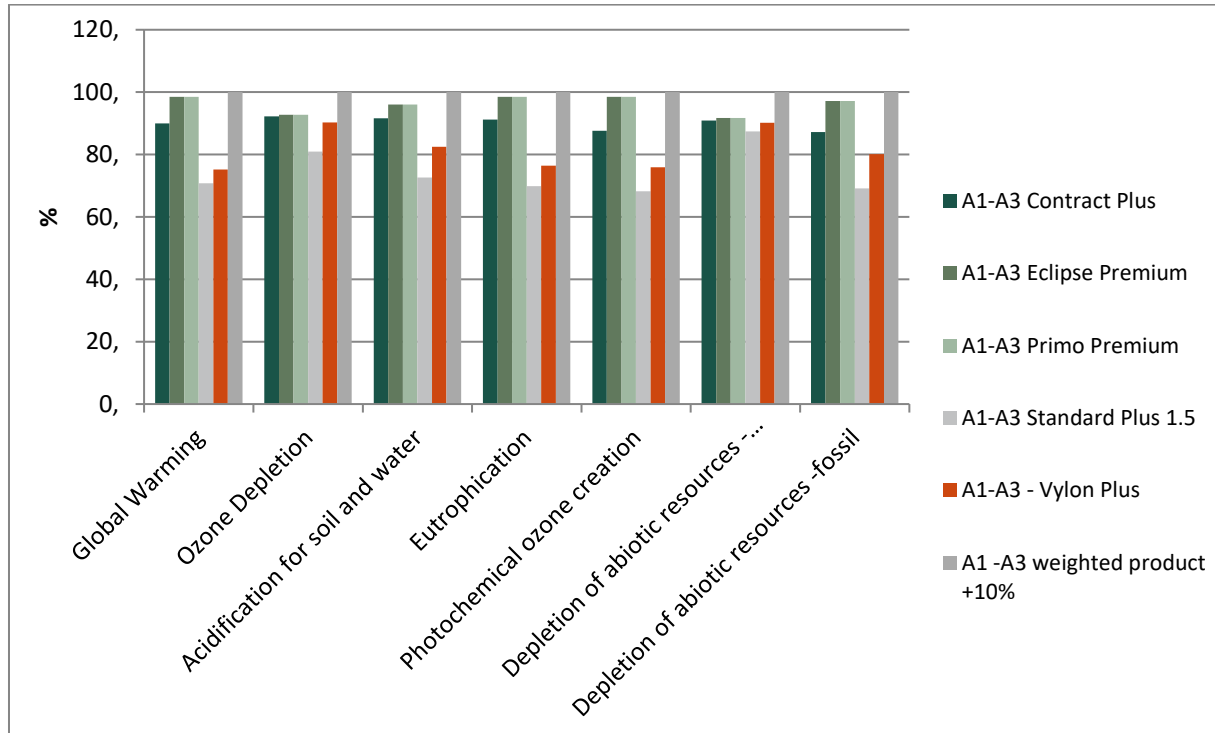


Figure 1: Comparison between Group 1 product and the average one

## Environmental performance

### Potential environmental impact

Representative product for products belonging to Group 1 (Contract Plus, Standard Plus 1.5, Vylon Plus, Eclipse Premium, Primo Premium, Primo SD)

PARAMETER	UNIT	Product stage	Construction stage			Use stage						End of life stage			
		Total Production	Transport	Installation	Use	Maintenance	Repair	Replacement	Refurbishment	Operational energy use	Operational water use	Deconstruction	Transport	Waste processing	Disposal
		A1-A3	A4	A5	B1	B2	B3	B4	B5	B6	B7	C1	C2	C3	C4
Global Warming	kg CO2 eq	5,71E+00	4,37E-01	1,41E+00	MND	6,55E-01	MND	MND	MND	MND	MND	0,00E+00	1,63E-02	0,00E+00	2,07E-01
Ozone Depletion	kg CFC-11 eq	3,24E-07	8,14E-08	1,10E-07	MND	4,63E-08	MND	MND	MND	MND	MND	0,00E+00	3,03E-09	0,00E+00	8,66E-09
Acidification of soil and water	kg SO2 eq.	1,97E-02	1,38E-03	9,62E-03	MND	2,58E-03	MND	MND	MND	MND	MND	0,00E+00	5,20E-05	0,00E+00	1,92E-04
Eutrophication	kg PO4-- eq	4,98E-03	2,27E-04	9,96E-04	MND	1,65E-03	MND	MND	MND	MND	MND	0,00E+00	8,62E-06	0,00E+00	7,15E-05
Photochemical ozone creation	kg ethylene	5,13E-03	2,25E-04	1,15E-03	MND	4,00E-04	MND	MND	MND	MND	MND	0,00E+00	8,45E-06	0,00E+00	6,43E-05
Depletion of abiotic resources - elements	kg antimony	6,07E-05	1,37E-06	1,23E-05	MND	1,82E-06	MND	MND	MND	MND	MND	0,00E+00	5,07E-08	0,00E+00	4,26E-08
Depletion of abiotic resources - fossil	MJ.net CV	9,29E+01	6,60E+00	2,02E+01	MND	3,90E+00	MND	MND	MND	MND	MND	0,00E+00	2,46E-01	0,00E+00	7,42E-01



Standard Plus 2.0															
PARAMETER	UNIT	Product stage	Construction stage			Use stage						End of life stage			
		Total Production	Transport	Installation	Use	Maintenance	Repair	Replacement	Refurbishment	Operational energy use	Operational water use	Deconstruction	Transport	Waste processing	Disposal
		A1-A3	A4	A5	B1	B2	B3	B4	B5	B6	B7	C1	C2	C3	C4
Global Warming	kg CO2 eq	5,69E+00	4,63E-01	1,40E+00	MND	6,55E-01	MND	MND	MND	MND	MND	0,00E+00	1,73E-02	0,00E+00	2,20E-01
Ozone Depletion	kg CFC-11 eq	3,29E-07	8,62E-08	1,10E-07	MND	4,63E-08	MND	MND	MND	MND	MND	0,00E+00	3,22E-09	0,00E+00	9,20E-09
Acidification of soil and water	kg SO2 eq.	1,98E-02	1,47E-03	9,62E-03	MND	2,58E-03	MND	MND	MND	MND	MND	0,00E+00	5,53E-05	0,00E+00	2,04E-04
Eutrophication	kg PO4-- eq	4,96E-03	2,41E-04	9,93E-04	MND	1,65E-03	MND	MND	MND	MND	MND	0,00E+00	9,17E-06	0,00E+00	7,60E-05
Photochemical ozone creation	kg ethylene	5,01E-03	2,39E-04	1,14E-03	MND	4,00E-04	MND	MND	MND	MND	MND	0,00E+00	8,98E-06	0,00E+00	6,83E-05
Depletion of abiotic resources - elements	kg antimony	7,75E-05	1,45E-06	1,40E-05	MND	1,82E-06	MND	MND	MND	MND	MND	0,00E+00	5,39E-08	0,00E+00	4,52E-08
Depletion of abiotic resources - fossil	MJ.net CV	9,04E+01	7,00E+00	2,00E+01	MND	3,90E+00	MND	MND	MND	MND	MND	0,00E+00	2,61E-01	0,00E+00	7,89E-01



### Use of resources

Representative product for products belonging to Group 1 (Contract Plus, Standard Plus 1.5, Vylon Plus, Eclipse Premium, Primo Premium, Primo SD)

PARAMETER	UNIT	Product stage	Construction stage		Use stage							End of life stage			
		Total Production	Transport	Installation	Use	Maintenance	Repair	Replacement	refurbishment	Operational energy use	Operational water use	Deconstruction	Transport	Waste processing	Disposal
		A1-A3	A4	A5	B1	B2.	B3	B4	B5	B6	B7	C1	C2.	C3	C4
Renewable primary energy excl. RM	MJ. net CV	2,02E+01	9,85E-02	2,93E+00	MND	2,41E+00	MND	MND	MND	MND	MND	0,00E+00	3,65E-03	0,00E+00	2,36E-02
Renewable primary energy used as RM	MJ. net CV	3,33E+00	0,00E+00	3,33E-01	MND	2,02E+00	MND	MND	MND	MND	MND	0,00E+00	0,00E+00	0,00E+00	0,00E+00
Total renewable primary energy	MJ. net CV	2,35E+01	9,85E-02	3,26E+00	MND	4,43E+00	MND	MND	MND	MND	MND	0,00E+00	3,65E-03	0,00E+00	2,36E-02
Non renewable primary energy excl. RM	MJ. net CV	9,95E+01	6,76E+00	1,45E+01	MND	5,76E+00	MND	MND	MND	MND	MND	0,00E+00	2,51E-01	0,00E+00	7,93E-01
Non renewable primary energy used as RM	MJ. net CV	2,91E+01	0,00E+00	1,08E+01	MND	0,00E+00	MND	MND	MND	MND	MND	0,00E+00	0,00E+00	0,00E+00	0,00E+00
Total non renewable primary energy	MJ. net CV	1,29E+02	6,76E+00	2,52E+01	MND	5,76E+00	MND	MND	MND	MND	MND	0,00E+00	2,51E-01	0,00E+00	7,93E-01
Use of secondary material	kg	0,00E+00	0,00E+00	0,00E+00	MND	0,00E+00	MND	MND	MND	MND	MND	0,00E+00	0,00E+00	0,00E+00	0,00E+00
Use of renewable secondary fuels	MJ. net CV	0,00E+00	0,00E+00	0,00E+00	MND	0,00E+00	MND	MND	MND	MND	MND	0,00E+00	0,00E+00	0,00E+00	0,00E+00
Use of non renewable secondary fuels	MJ. net CV	0,00E+00	0,00E+00	0,00E+00	MND	0,00E+00	MND	MND	MND	MND	MND	0,00E+00	0,00E+00	0,00E+00	0,00E+00
Net use of fresh water	m3	3,10E-01	1,27E-03	4,75E-02	MND	2,79E-02	MND	MND	MND	MND	MND	0,00E+00	4,72E-05	0,00E+00	9,39E-04



Standard Plus 2.0

PARAMETER	UNIT	Product stage	Construction stage		Use stage							End of life stage			
		Total Production	Transport	Installation	Use	Maintenance	Repair	Replacement	refurbishment	Operational energy use	Operational water use	Deconstruction	Transport	Waste processing	Disposal
		A1-A3	A4	A5	B1	B2.	B3	B4	B5	B6	B7	C1	C2.	C3	C4
Renewable primary energy excl. RM	MJ. net CV	2,00E+01	1,04E-01	2,91E+00	MND	2,41E+00	MND	MND	MND	MND	MND	0,00E+00	3,88E-03	0,00E+00	2,51E-02
Renewable primary energy used as RM	MJ. net CV	3,69E+00	0,00E+00	3,69E-01	MND	2,02E+00	MND	MND	MND	MND	MND	0,00E+00	0,00E+00	0,00E+00	0,00E+00
Total renewable primary energy	MJ. net CV	2,37E+01	1,04E-01	3,28E+00	MND	4,43E+00	MND	MND	MND	MND	MND	0,00E+00	3,88E-03	0,00E+00	2,51E-02
Non renewable primary energy excl. RM	MJ. net CV	9,77E+01	7,16E+00	1,42E+01	MND	5,76E+00	MND	MND	MND	MND	MND	0,00E+00	2,67E-01	0,00E+00	8,43E-01
Non renewable primary energy used as RM	MJ. net CV	2,79E+01	0,00E+00	1,07E+01	MND	0,00E+00	MND	MND	MND	MND	MND	0,00E+00	0,00E+00	0,00E+00	0,00E+00
Total non renewable primary energy	MJ. net CV	1,26E+02	7,16E+00	2,49E+01	MND	5,76E+00	MND	MND	MND	MND	MND	0,00E+00	2,67E-01	0,00E+00	8,43E-01
Use of secondary material	kg	0,00E+00	0,00E+00	0,00E+00	MND	0,00E+00	MND	MND	MND	MND	MND	0,00E+00	0,00E+00	0,00E+00	0,00E+00
Use of renewable secondary fuels	MJ. net CV	0,00E+00	0,00E+00	0,00E+00	MND	0,00E+00	MND	MND	MND	MND	MND	0,00E+00	0,00E+00	0,00E+00	0,00E+00
Use of non renewable secondary fuels	MJ. net CV	0,00E+00	0,00E+00	0,00E+00	MND	0,00E+00	MND	MND	MND	MND	MND	0,00E+00	0,00E+00	0,00E+00	0,00E+00
Net use of fresh water	m3	2,97E-01	1,35E-03	4,62E-02	MND	2,79E-02	MND	MND	MND	MND	MND	0,00E+00	5,02E-05	0,00E+00	9,98E-04





### Waste production and output flows

Representative product for products belonging to Group 1 (Contract Plus, Standard Plus 1.5, Vylon Plus, Eclipse Premium, Primo Premium, Primo SD)															
PARAMETER	UNIT	Product stage	Construction stage			Use stage						End of life stage			
		Total Production	Transport	Installation	Use	Maintenance	Repair	Replacement	refurbishment	Operational energy use	Operational water use	Deconstruction	Transport	Waste processing	Disposal
		A1-A3	A4	A5	B1	B2	B3	B4	B5	B6	B7	C1	C2	C3	C4
Hazardous waste disposed	kg	1,62E-01	4,00E-03	1,15E-01	MND	3,58E-02	MND	MND	MND	MND	MND	0,00E+00	1,48E-04	0,00E+00	6,86E-04
Non hazardous waste disposed	kg	1,01E+00	3,53E-01	6,66E-01	MND	1,63E-01	MND	MND	MND	MND	MND	0,00E+00	1,31E-02	0,00E+00	3,35E+00
Radioactive waste disposed	kg	3,42E-04	4,64E-05	7,90E-05	MND	2,69E-05	MND	MND	MND	MND	MND	0,00E+00	1,73E-06	0,00E+00	5,26E-06
Components for re-use	kg	0,00E+00	0,00E+00	0,00E+00	MND	0,00E+00	MND	MND	MND	MND	MND	0,00E+00	0,00E+00	0,00E+00	0,00E+00
Materials for recycling	kg	2,62E-02	0,00E+00	3,12E-01	MND	0,00E+00	MND	MND	MND	MND	MND	0,00E+00	0,00E+00	0,00E+00	0,00E+00
Materials for energy recovery	kg	0,00E+00	0,00E+00	0,00E+00	MND	0,00E+00	MND	MND	MND	MND	MND	0,00E+00	0,00E+00	0,00E+00	0,00E+00
Exported energy (electricity)	MJ	0,00E+00	0,00E+00	0,00E+00	MND	0,00E+00	MND	MND	MND	MND	MND	0,00E+00	0,00E+00	0,00E+00	0,00E+00
Exported energy (steam)	MJ	0,00E+00	0,00E+00	0,00E+00	MND	0,00E+00	MND	MND	MND	MND	MND	0,00E+00	0,00E+00	0,00E+00	0,00E+00



Standard Plus 2.0

PARAMETER	UNIT	Product stage	Construction stage			Use stage						End of life stage			
		Total Producti on	Transp ort	Installati on	Use	Mainten ance	Repai r	Repla ceme nt	refurb ishme nt	Opera tional energy use	Opera tional water use	De- construc tion	Transpo rt	Waste processi ng	Disposal
		A1-A3	A4	A5	B1	B2	B3	B4	B5	B6	B7	C1	C2	C3	C4
Hazardous waste disposed	kg	1,68E-01	4,23E-03	1,15E-01	MND	3,58E-02	MND	MND	MND	MND	MND	0,00E+00	1,58E-04	0,00E+00	7,30E-04
Non hazardous waste disposed	kg	1,04E+00	3,74E-01	6,68E-01	MND	1,63E-01	MND	MND	MND	MND	MND	0,00E+00	1,39E-02	0,00E+00	3,56E+00
Radioactive waste disposed	kg	3,45E-04	4,92E-05	7,91E-05	MND	2,69E-05	MND	MND	MND	MND	MND	0,00E+00	1,83E-06	0,00E+00	5,59E-06
Components for re-use	kg	0,00E+00	0,00E+00	0,00E+00	MND	0,00E+00	MND	MND	MND	MND	MND	0,00E+00	0,00E+00	0,00E+00	0,00E+00
Materials for recycling	kg	2,62E-02	0,00E+00	3,33E-01	MND	0,00E+00	MND	MND	MND	MND	MND	0,00E+00	0,00E+00	0,00E+00	0,00E+00
Materials for energy recovery	kg	0,00E+00	0,00E+00	0,00E+00	MND	0,00E+00	MND	MND	MND	MND	MND	0,00E+00	0,00E+00	0,00E+00	0,00E+00
Exported energy (electricity)	MJ	0,00E+00	0,00E+00	0,00E+00	MND	0,00E+00	MND	MND	MND	MND	MND	0,00E+00	0,00E+00	0,00E+00	0,00E+00
Exported energy (steam)	MJ	0,00E+00	0,00E+00	0,00E+00	MND	0,00E+00	MND	MND	MND	MND	MND	0,00E+00	0,00E+00	0,00E+00	0,00E+00

MND: Module not declared



## Programme-related information and verification

The EPD owner has the sole ownership, liability and responsibility for the flooring EPD. EPDs within the same product category but from different programmes may not be comparable. EPDs of floor products may not be comparable if they do not comply with EN 15804 and 16810.

<b>Programme:</b>	The International EPD® System  EPD International AB Box 210 60 SE-100 31 Stockholm Sweden  <a href="http://www.environdec.com">www.environdec.com</a> <a href="mailto:info@environdec.com">info@environdec.com</a>
<b>EPD registration number:</b>	S-P-01504
<b>ECO EPD Ref. number</b>	00001045
<b>Published:</b>	2019-11-22
<b>Valid until:</b>	2024-11-22
<b>Product Category Rules:</b>	PCR 2012:01 version 2.3 and Sub-PCR-F Resilient textile and laminate floor coverings (EN 16810)
<b>Product group classification:</b>	UN CPC APE/NAF - 2223Z
<b>Reference year for data:</b>	2018
<b>Geographical scope:</b>	Europe





CEN standard EN 15804 and EN 16810 serve as the Core Product Category Rules (PCR)
Product category rules (PCR): EN 15804 and EN 16810
Independent third-party verification of the declaration and data. according to ISO 14025:2006:  <input type="checkbox"/> EPD process certification <input checked="" type="checkbox"/> EPD verification
Third party verifier: Damien PRUNEL. BUREAU VERITAS LCIE
Procedure for follow-up of data during EPD validity involves third party verifier:  <input checked="" type="checkbox"/> Yes <input type="checkbox"/> No

## References

### General Programme Instructions of the International EPD® System. Version 3.0.

PCR 2012:01 version 2.3 and Sub-PCR-F Resilient textile and laminate floor coverings (EN 16810)

#### Contact information:

	<p><b>Programme operator:</b>          EPD International AB          info@environdec.com</p>		
	<p><b>Author of the Life Cycle Assessment</b>          TARKETT          Tarkett La Défense          1 Terrasse Bellini          92 400 Paris</p>	<p>Tel          Mail          Web</p>	<p>+33 (0)1 41 20 40 74  <a href="mailto:axel.roy@tarkett.com">axel.roy@tarkett.com</a>  <a href="http://www.tarkett.com">www.tarkett.com</a></p>
	<p><b>Owner of the Declaration</b>          TARKETT          Tarkett La Défense          1 Terrasse Bellini          92 400 Paris</p>	<p>Tel          Mail          Web</p>	<p>+33 (0)1 41 20 40 74  <a href="mailto:axel.roy@tarkett.com">axel.roy@tarkett.com</a>  <a href="http://www.tarkett.com">www.tarkett.com</a></p>
	<p><b>Reviewer</b>          BUREAU VERITAS          LCIE          170 rue de Chatagnon          ZI Centr'alp          38 430 Moirans -          FRANCE</p>	<p>Tel          Mail          Web</p>	<p>+33 (0)4 76 07 36 42  <a href="mailto:damien.prunel@fr.bureauveritas.com">damien.prunel@fr.bureauveritas.com</a>  <a href="http://www.codde.fr">www.codde.fr</a></p>



